

NEW RELEASE



Spectrum Art Glass
Inc. John Ashwin & Co
ABN 19 069 918 716
PH. 02 97370666
Fax. 02 97370699

Decorative Glass Specialists

- Slumped Textural Glass
- Digital Printed Glass
- Sandblasted Glass & Sealed
- Splashbacks & Colour Backed
- Water Jet Cutting
- Glass Signage & Hardware
- Bent Glass
- Coloured Laminated Glass
- Leaded & Stained Glass
- Antique Mirror

102 Adderley St (West), Auburn 2144 NSW Australia
sales@spectrumartglass.com.au
spectrumartglass.com.au

Glass Images

Scale

300mmHigh x 150mm wide

SATIN ACID ETCHED GLASS




SAE 01 6 & 10mm
Etched 1 face




SAE 02 6 & 10mm
Etched 2 faces



SAE 03 6 & 10mm
Etched 1 face



SAE 04 6 & 10mm
Etched 1 face




SAE 05 6 & 10mm
Etched 1 Face




SAE 06 6 & 10mm
Etched 1 face



SAE 07 6 & 10mm
Etched 1 face




SAE 08 6 & 10mm
Etched 1 face




SAE 09 6 & 10mm
Etched 1 Face




SAE 10 6 x 10mm
Etched 1 face



SAE 11 6 mm only
Etched 1 face



SAE 12 6mm & 10mm
Etched 2 faces



SAE 13 6 & 10mm
Etched 2 faces

SATIN ACID ETCHED GLASS

6mm & 10mm Low Iron Glass (No Green tinge as in clear glass)

Float or toughened Safety Glass To AS1288

Applications

- Entries & Windows
- Shower Screens
- Cupboard doors
- Table Tops
- Room dividers
- Colour Backed Splash backs
- Bathrooms
- Balustrading
- Stair Case
- Pool Fences
- Doors
- Frameless Glass

Sheet sizes

All products 2250mm H x 3210mm W. Max. size

SAE 4 - 2000mm H x 3210mm W. Max. size

Available Thicknesses

All products 6mm & 10mm

SAE 02 - 10mm only

SAE 11 & SAE 12 6mm only

Advantages

- Highly fingerprint and stain resistant.
- Satin Acid Etch Glass is long-lasting and easy to clean.
- It is resistant to damp and can be exposed to both the sun and artificial light. Unchanged by time.
- Easy transformation: cutting, bevelling, curving, drilling, laminating, toughening, painting for splash backs, suitable for double glazing & The faces can be sealed.
- High production capacity for large projects, with short delivery times.

Recommendations

- Store the glass in a dry place to prevent oxidation and protect from dust.
- Clean with clean water. Do not use abrasive products.
- Just like any other satin, care must be exercised when handling, particularly the matt face. Place the glass on a clean cutting table to protect the satin. It is recommended you position the glass satin side up on the cutting table.
- In wet zones (shower screens, shower cabins, etc.) you are advised to install the glass with the treated side outwards: the glass will be transparent until it dries.
- Inclusive Service: we manage all stages of the processes (cutting, polishing, curving, tempering, laminating, etc.) to obtain the finished product to be assembled in its final position.